



A103 Series Preset Timer

The A103 Series Preset Timers are amazingly compact in size and low in cost, with a full complement of popular features such as field programmable Up or Down timing and Interval or ON-delay operation. The A103 Series also includes matching indicators for count totalizing, timing, and rate metering, as well as preset-counter models. All are in a uniform 36x72 mm bezel size package, enhancing your control panel with a family of devices that look and program alike.

A supertwist LCD display with thick 12mm (.47") high digits allows for easy viewing at a glance and feature display-backlight capability by simply connecting an external 12VDC supply.

Powered by an internal 3 volt battery, the A103's unique design has two battery slots; this allows battery changeover without loss of memory.

Numerous types of inputs can be accepted giving you a totally self-contained system not requiring external power.

The A103 Preset Timers are further enhanced by a series of quick-attach option modules. These can provide a power supply for sensors and display backlighting, provision for high or low voltage AC or DC timing signals, and mechanical relay output.




- Matching totalizing counter, time and rate indicators, and preset counters available – look great together on a panel
- SSR relay output – selectable Interval or ON-delay operation
- High visibility 7-digit LCD display with backlighting capability standard
- Long life 3 Volt lithium battery eliminates the need for external power
- Accepts input signals from a variety of sources
- Programmable Up or Down timing
- Resettable remotely or from the front panel
- Programmable security of front panel reset button and preset entry
- Option modules provide additional functionality and added convenience – fast, easy installation
- NEMA 4/IP65 rated front panel for use in washdown environments



TIME



COUNT



MEASURE

8:43

DISPLAY

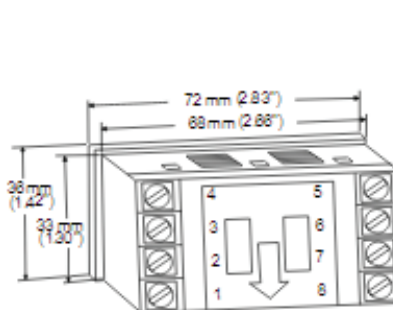


A103 Series Preset Timer

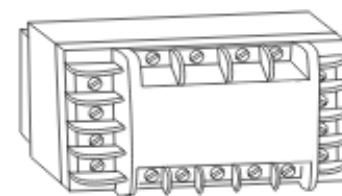
SPECIFICATIONS

START/STOP INPUT	NPN, Contact Closure; Accumulates time when connected to common; Low State: < 1.0 VDC, High State: > 2.0 VDC (28VDC max)
SECURITY INPUT	Allows access to panel reset and programming features
REMOTE RESET INPUT	NPN or Contact Closure to common; edge sensitive
CONTROL OUTPUT	Isolated Photomos relay; 0.1 amp @ 30 VAC/DC, >50Ω on resistance. Programmable Interval or ON-delay operation
POWER SOURCE	Single or dual 3V Lithium battery Typical 5 years life with single battery, 10 years w/dual batteries
RANGES & RESOLUTION	Seconds, minutes to 1/10, hours to 1/10, hours: minutes: seconds
DISPLAY	12mm high, Supertwist LCD; 8 digits; "Low Bat" indicator
BACLIGHTING	Green Illumination over whole viewable area. Requires 10 to 28 VDC power source
MOUNTING	Panel Mount with supplied mounting bracket and gasket
CONNECTIONS	Screw terminals
OPERATING TEMPERATURE	+32° to +131°F (0° to +55°C)
WEIGHT	64 g (2.25 oz.)

DIMENSIONS



A103 Rear View



Option Module
Rear View

Depth Behind Panel
 Without Adaptor Module: 39mm (1.54")
 With Adaptor Module: 89mm (3.50")
Panel Cutout: 33mm x 88mm (1.30" x 3.47")

ORDERING INFORMATION

Standard Models

A103-008 A103 Preset Timer

Option Modules

Option modules accessories provide a convenient integrated solution to applications that require count signal voltage conditioning, and/or a voltage source for use with external sensors or the A103's display backlight feature. Specifications for each option module feature follow, while specific combinations of features are listed in the "Models" below. The following option modules attach to the rear of the A103 Series Totalizer.

High Voltage Input: Allows A103 to accept 100 to 260 Volt AC/DC for timing input

Low Voltage Input: Allows A103 to accept 5 to 30 VAC or VDC for timing input

AC Power Supply: Provides 10 - 20 VDC @ 50mA for display backlighting and/or sensor. Requires connection to 115 or 230 VAC, 50/60 Hz

Mechanical Relay Output: SPDT (Form C); 120/240 VAC, 30 VDC contacts

A103-A12	AC Power Supply	605472-0001	Replacement Battery
A103-A17	Low Voltage Input	A103-A40	Panel Hole Punch
A103-A19	AC Power Supply, Low Voltage Input		
A103-A10	High Voltage Input		
A103-A14	AC Power Supply, High Voltage Input		
A103-A11	Relay Output		
A103-A13	High Voltage Input, Relay Output		
A103-A15	AC Power Supply, Relay Output		
A103-A16	AC Power Supply, High Voltage Input, Relay Output		
A103-A18	Low Voltage Input, Relay Output		
A103-A20	AC Power Supply, Low Voltage Input, Relay Output		

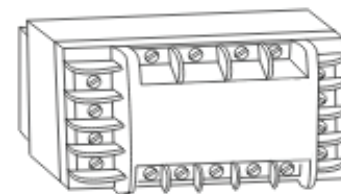
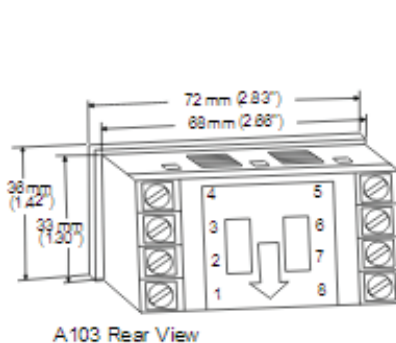
A103 Series Elapsed Time Indicator

ESVR 09082016

SPECIFICATIONS

START/STOP INPUT	NPN, Contact Closure; Accumulates time when connected to common; Low State: < 1.0 VDC, High State: > 2.0 VDC (28VDC max)
SECURITY INPUT	Allows access to panel reset and programming features
REMOTE RESET INPUT	NPN or Contact Closure to common; level sensitive
POWER SOURCE	Single or dual 3V Lithium battery Typical 5 years life with single battery, 10 years w/dual batteries
RANGES & RESOLUTION	Seconds, minutes to 1/10, hours to 1/10, hours: minutes: seconds
DISPLAY	12mm high, Supertwist LCD; 8 digits; "Low Bat" indicator
BACLIGHTING	Green Illumination over whole viewable area. Requires 10 to 28 VDC power source
MOUNTING	Panel Mount with supplied mounting bracket and gasket
CONNECTIONS	Screw terminals
OPERATING TEMPERATURE	+32° to +131°F (0° to +55°C)
WEIGHT	64 g (2.25 oz.)

DIMENSIONS



Depth Behind Panel
 Without Adaptor Module: 39mm (1.54")
 With Adaptor Module: 89mm (3.50")
Panel Cutout: 33mm x 88mm (1.30" x 3.47")

ORDERING INFORMATION

Standard Models

A103-006 A103 Elapsed Time Indicator

Option Modules

Option modules accessories provide a convenient integrated solution to applications that require count signal voltage conditioning, and/or a voltage source for use with external sensors or the A103's display backlight feature. Specifications for each option module feature follow, while specific combinations of features are listed in the "Models" below. The following option modules attach to the rear of the A103 Series Totalizer.

High Voltage Input: Allows A103 to accept 100 to 260 Volt AC/DC for timing input

Low Voltage Input: Allows A103 to accept 5 to 30 VAC or VDC for timing input

AC Power Supply: Provides 10 - 20 VDC @ 50mA for display backlighting and/or sensor. Requires connection to 115 or 230 VAC, 50/60 Hz

A103-A12	AC Power Supply	605472-0001	Replacement Battery
A103-A17	Low Voltage Input	A103-A40	Panel Hole Punch
A103-A19	AC Power Supply, Low Voltage Input		
A103-A10	High Voltage Input		
A103-A14	AC Power Supply, High Voltage Input		

Special variations available. Please consult factory.